



Zep System II

PV Module Installation System

Zep Compatible™

Zep System II mounting hardware is designed for use with Zep Compatible PV modules.

For a current list of Zep Compatible PV modules, please visit:
<http://www.zepsolar.com/modules>



Zep System II™ from Zep Solar offers the fastest, least expensive way to mount PV arrays. With a series of drop-in and quarter-turn connections, Zep System II installs up to 5-times faster than conventional mounting systems. The structural connections of Zep System II are auto ground-bonding, eliminating the need for separate grounding hardware. And with its hyper-bonded grounding matrix, Zep System II offers the safest, most reliable way to ground PV arrays.

Key System Features

Dramatically reduces installation time

Eliminates mounting rails and clip hardware

Eliminates separate grounding hardware

Ultra reliable hyper-bonded grounding matrix

Rapid, top-accessible precision array leveling

Ultra-low parts count

Enhanced aesthetics

Key Technical Features

ETL tested to IEC 61215 for 5400Pa load conditions

Suitable for Dade County, FL installations (certification pending)

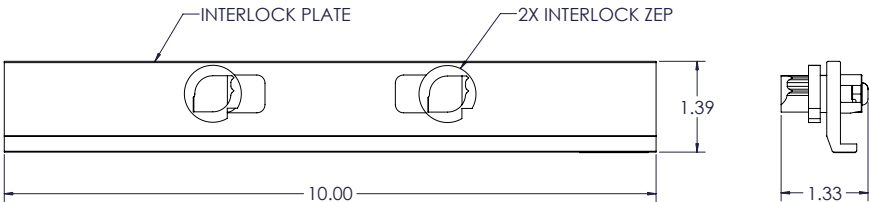
Interlock ETL tested to UL1703 as ground bond means

Ground Zep ETL tested to UL467 as grounding and bonding device

Ultra-low resistance ground-bond connection – 10x better than UL minimum criteria

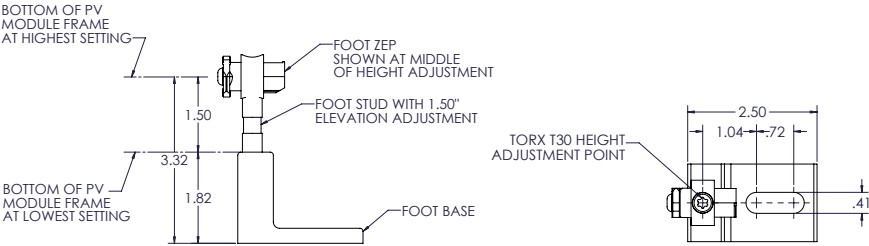


Zep System II™ Interlock




The Zep System II Interlock provides nominal north-south and east-west structural and ground bond connections creating a structurally contiguous hyper-bonded array. ETL Listed to UL1703

Leveling Foot



The Leveling Foot provides a means of attachment between the PV array and the mounting surface or flashed attachment apparatus and allows for easy array height adjustment.

Ground Zep



The Ground Zep provides a point of connection between the PV array and the equipment grounding conductor. One Ground Zep is required for every 36 PV modules. ETL Listed to UL467

Attachment Solutions

Zep Solar offers a full line of attachment solutions for composition shingle, flat tile, curved tile, and standing seam metal roofs.

See the Attachment Solutions Datasheet, available for download at: <http://www.ZepSolar.com>

Ordering Information

Part Number	Description	Shipping Dimensions	Weight
ZS-ILA-10-C	Interlock Assembly, Clear – 10 pc.	19.4" x 12.3" x 2.7"	6.5 lbs.
ZS-ILA-10-B	Interlock Assembly, Black – 10 pc.	19.4" x 12.3" x 2.7"	6.5 lbs.
ZS-LFA-20-C	Leveling Foot Assembly, Clear – 20 pc.	17.4" x 12.3" x 2.7"	9.0 lbs.
ZS-LFA-20-B	Leveling Foot Assembly, Black – 20 pc.	17.4" x 12.3" x 2.7"	9.0 lbs.
ZS-GZP-80	Ground Zep – 80 pc.	17.4" x 12.3" x 2.7"	11.7 lbs.
ZS-FCM-10	Comp Mount Assembly – 10 pc.	12.5" x 12.5" x 7.0"	10.0 lbs.
ZS-FTM-10	Flat Tile Mount Assembly – 10 pc.	18.5" x 18.5" x 8.0"	27.0 lbs.
ZS-CTM-10	Curved Tile Mount Assembly – 10 pc.	20.0" x 20.0" x 3.0"	27.0 lbs.
ZS-SSM-10	Standing Seam Mount Assembly – 10 pc.	20.0" x 20.0" x 3.0"	27.0 lbs.



This document does not create any express warranty by Zep Solar or about its products or services. Zep Solar's sole warranty is contained in the written product warranty for each product. The end-user documentation shipped with Zep Solar's products constitutes the sole specifications referred to in the product warranty. The customer is solely responsible for verifying the suitability of ZepSolar's products for each use. Specifications are subject to change without notice. Copyright © 2010 Zep Solar, Inc. U.S. Patent #7,592,537, U.S. & Int'l Patents Pending